

## Create and Manage WhatsApp Subaccounts in Dashboard

Get Started



Username\*

jorge@softwarecomoservicio.com

Password\*

.....

Login

[Forgot Password?](#)

Create an account [Signup](#)

A text input field with the placeholder text 'Username\*'. A red circular highlight is positioned above the field, pointing to a red tooltip.

To get started, enter your username in the Username field to access your account.



[Forgot Password?](#)

Create an account [Signup](#)



Username\*

jorge@softwarecomoservicio.com

Password\*

.....

Login

[Forgot Password?](#)

Create an account [Signup](#)

Username \*

jorge@softwarecomoservicio.com

Password \*

.....

Login

Afterwards, click the Login button to submit your credentials and access the dashboard.



nup



### Unlimited White-Label Domains for Your GHL Agency

Get unlimited branded SaaS portals from a single agency — test new markets, new brands, instantly.

Try GoSubLink



+ ADD INSTANCE

Next up, click the ADD INSTANCE button to create a new sub account instance.



Email

warecomoservicio.com



### Sub Account Usage

3 / 20

Available



Welcome  
Jorge Diaz

Sub Accounts

**Unlimited White-Label Domains for Your GHL Agency**  
Stop paying for extra GHL accounts. Launch unlimited branded SaaS portals from a single agency — test new markets, new brands, instantly. [Try GoSubLink](#) ✕

## Sub Account

+ ADD INSTANCE

**Add New Instance**

Please enter a name for your new instance

Sub Account Name

### Account Information

jorge@

**Sub Account Usage**  
3 / 20 Available

- Manage
  - Message Builder
  - Analytics
  - Groups Campaign
- Product
  - Feedback & Bugs
  - Knowledgebase
  - Changelog
  - Roadmap
  - Help
  - Billing Portal

| Name                        | Status  | Embed | Settings | Actions |
|-----------------------------|---|-------|----------|---------|
| WAsendr / DoubleMyLeads.com | <input checked="" type="checkbox"/> Connected |       |          |         |
| SIMAPAG                     | <input checked="" type="checkbox"/> Connected |       |          |         |

# Sub Account

+ ADD INSTAN

## Add New Instance

Please enter a name for your new instance

Sub Account Name

Subaccount Demo

Cancel

Create

### Sub Account Usage

3 / 20 Available

Afterwards, click the Create button to confirm and add your new sub account instance.



Embed

Settings

Actions

WAsendr / DoubleMyLeads.com



Connected



APAG



Connected



# Sub Account

## Account Information







 Email

jorge@softwarecomoservicio.com

 Sub Account Usage

4 / 20 Available

Next up, review your Account Information section displaying email and sub account usage details.

| Name                        | Status   | Embed   | Settings  |
|-----------------------------|--|---|---|
| WAsendr / DoubleMyLeads.com |  <span>Connected</span> |  |  |
| SIMAPAG                     |  <span>Connected</span> |  |  |



Welcome  
Jorge Diaz

Sub Accounts

**Unlimited White-Label Domains for Your GHL Agency**  
Stop paying for extra GHL accounts. Launch unlimited branded SaaS portals from a single agency — test new markets, new brands, instantly. [Try GoSubLink](#)

## Sub Account

+ ADD INSTANCE





















### Account Information

**Email**  
jorge@softwarecomoservicio.com



**Sub Account Usage**  
4 / 20 Available

- Manage
  - Message Builder
  - Analytics
  - Groups Campaign
- Product
  - Feedback & Bugs
  - Knowledgebase
  - Changelog
  - Roadmap
  - Help
  - Billing Portal

| Name                        | Status                   | Embed | Settings | Actions |
|-----------------------------|--------------------------|-------|----------|---------|
| WAsendr / DoubleMyLeads.com | <span>✓</span> Connected |       |          |         |
| SIMAPAG                     | <span>✓</span> Connected |       |          |         |
| AD...                       | <span>✓</span> Connected |       |          |         |

|                     | Status  | Embed   | Settings  | Actions   |
|---------------------|---|---|---|---|
| / DoubleMyLeads.com |  Connected   |    |    |       |
| G                   |  Connected   |    |    |       |
| s                   |  Connected |  |  |   |
| unt Demo            |            |  |  |   |

From here, click to disconnect the Subaccount Demo from your CRM integration.

[← Back](#)

Please login to HighLevel to continue

[↗ Login](#)

ged in, please logout and login again.

Afterwards, click the Login button to authenticate and access HighLevel.





## Sign into your account

Email

Your email address

Password

The password you

Then, enter your email address in the Email field to proceed with signing in.



Or Continue with



Sign in with Google

By signing in you agree to our [Terms and Conditions](#)

# Sign into your account

Email

Your email address ▼ ⓘ

Next, enter your email address in the field to proceed with account login.

← →

Gohighlevel  
Jajadiaz+poonam@gmail.com

Gohighlevel  
jorge@enlac ee

⚙️



Welcome  
Jorge Diaz

Sub Accounts

Manage

Message Builder

Analytics

Groups Campaign

Product

Feedback & Bugs

Knowledgebase

Changelog

Roadmap

Help

Billing Portal

### Account Information

Email

jorge@softwarecomoservicio.com

Sub Account Usage

4 / 20 Available

| Name                        | Status    | Embed | Settings | Actions |
|-----------------------------|-----------|-------|----------|---------|
| WAsendr / DoubleMyLeads.com | Connected |       |          |         |
| SIMAPAG                     | Connected |       |          |         |
| AB motors                   | Connected |       |          |         |
| Subaccount Demo             |           |       |          |         |



## Sign into your account

Email

jorge@softwarecomoservicio.com

Password

The password you picked



Sign in

Or Continue with

Sign in with Google

Afterwards, click the Sign in button to authenticate and access your account dashboard.



By signing in you agree to our [Terms and Conditions](#)



## Sign into your account

Email

jorge@softwarecomoservicio.com

Password

The password you picked



Now, click the Sign in button to submit your login credentials and access your account.



By signing in you agree to our [Terms and Conditions](#)

Email

jorge@softwarecomoservicio.com

Password

.....



Sign in

Or Continue with

Sign in with Google

By signing in you agree to our [Terms and Conditions](#)

Afterwards, click the Sign in button to submit your login credentials.





Welcome  
Jorge Diaz

Sub Accounts

Manage

Message Builder

Analytics

Groups Campaign

Product

Feedback & Bugs

Knowledgebase

Changelog

Roadmap

Help

Billing Portal

### Account Information

Email

jorge@softwarecomoservicio.com

Sub Account Usage

4 / 20 Available

| Name                        | Status    | Embed | Settings | Actions |
|-----------------------------|-----------|-------|----------|---------|
| WAsendr / DoubleMyLeads.com | Connected |       |          |         |
| SIMAPAG                     | Connected |       |          |         |
| AB motors                   | Connected |       |          |         |
| Subaccount Demo             |           |       |          |         |

ider

DML WAsndr

leads.com/wasndr

yle... 

Documentation URL

<https://roadmap.doubl...> 

Support Website URL

<https://doublemyleads....> 

Support

+12103

Next, click the Next button to proceed to the following step.



Cancel

Next

< Back

### Select an Account

to continue with [WAsendr - WhatsApp Integration](#)

Account Name

Sub-Account

- AM AB M  
Marro
- AT Abog  
McAl
- BO Bosq  
Exhacienda Santa Rosa e-1
- BO Bxtires  
Anáhuac I Sección
- CA CAESA

Following this, click the Account Name field to select your desired account.



< Back

### Select an Account

to continue with [WAsendr - WhatsApp Integration](#)

prueba

PG

Pruebas GHL  
Lampazos 259

Next, click on "Pruebas GHL" to select this account and proceed with integration.



< Back

WAsendr - WhatsApp Integration has conversation providers for your selected account. Select which providers you would like to install.

WhatsApp  DML WAsndr  SMS

After that, select the WhatsApp / DML WAsndr provider checkbox to enable it.

Proceed



< Back

WAsendr - WhatsApp Integration has conversation providers for your selected account. Select which providers you would like to install.

WhatsApp / DML WAsendr SMS

Next up, select the WhatsApp provider checkbox to enable conversation integration support.

Proceed



[← Back](#)

WAsendr - WhatsApp Integration has conversation providers for your selected account. Select which providers you would like to install.

WhatsApp / DML WAsendr SMS

Proceed

From here, click the Proceed button to complete the conversation provider setup.





Haga clic aquí para ...



Then, click the location switcher to change your current agency location.



Ta



Co



Prospección



Subcuentas



Instantáneas de la cuenta



Reventa




Complementos



Portal de afiliados



Biblioteca de plantillas



Socios



Haga clic aquí para ...

Tablero de la agencia

Configurador de SaaS

Prospección

Subcuentas

Instantáneas de la cuenta

Reventa

Complementos

Portal de afiliados

Biblioteca de plantillas

Socios

Buscar una subcuenta

From here, enter a subaccount name to search and find the specific account.





Haga clic aquí para ...

Tablero de la agencia

Configurador de SaaS

Prospección

Subcuentas

Instantáneas de la cuenta

Reventa

Complementos

Portal de afiliados

Biblioteca de plantillas

Socios

Universidad

Educación en SaaS

prueba

ALL ACCOUNTS

**P Pruebas GHL**  
Lampazos 259, San pedro, nuevo leon

Next, click on the Lampazos 259 address to select the Pruebas GHL account.



en el panel de control de la agencia a fin de mejorar la precisión y la coh  
nLevel y no incluyen datos extraídos directamente de los procesadores de pago.

rentes

70+

Nuevos clientes

0



# Dashboard

2026-01-15



2026-02-14



+ Filtros rápidos

Estado de la Oportu

Todos los embudos



Valor de

Todos los embudos



From here, click Configuración to access the settings and configuration options.



Buscar

⌘K



Marketing

Automatización

Sitios

Suscripciones

Contenido multimedia U...

Reputación

Informes

Aplicaciones del mercado

Aplicación móvil

Custom Domain

AI Bot Dashb

Wasndr Signu

Configuración

## Gestionar la información y la configuración de su perfil de empresa

Información general de la ubicación ⓘ X VY4KhZiwkkoLZKCqxeE 📄



Logotipo de la empresa

El tamaño propuesto es de 350 × 180 px. No más de 2,5 MB

Subir

Eliminar

Nombre comercial amigable

Pruebas GHL

Nombre legal de la empresa ⓘ

Nombre legal de la empresa

Introduzca el nombre legal de la empresa tal como está registrado en el EIN

Correo electrónico de la empresa

Teléfono de la empresa

Dirección física de la empresa ⓘ

Dirección postal ⓘ

Lampazos 259

Ciudad

San pedro

Estado / prov. / región

nuevo leon

País

Mexico

Zona horaria \*

MI EMPRESA

Perfil de empresa

Facturación

Mi personal

Afterwards, click on "Sistema telefónico" to configure your business phone system settings.



Sistema telefónico

WhatsApp

OTROS AJUSTES

Buscar

⌘K



Volver atrás

Configuración



Pruebas GHL  
San pedro, nuevo leon

Buscar 🔍

← Volver atrás

### Configuración

MI EMPRESA

Perfil de empresa

Facturación

Mi personal

Cientes Potenciales & Pipeli...

SERVICIOS EMPRESARIALES

Calendarios

Servicios de correo electróni...

Sistema telefónico

WhatsApp

OTROS AJUSTES

Sistema telefónico

Números de teléfono

Configuraciones adicionales

Following that, click on "Configuraciones adicionales" to access additional phone system settings.





Sistema telefónico

Números de teléfono

**Configuraciones adicionales**

Now, click the Configuraciones adicionales tab to view additional phone system settings.



Sistema telefónico Números de teléfono Configuraciones adicionales

Ajustes adicionales

Configurar los ajustes adicionales.

Proveedor de telefonía

Proveedor actual

Puede elegir su proveedor de telefonía

🔒 Visible solo para propietarios de agencias  
Los proveedores de telefonía solo son visibles para los administradores y propietarios de la agencia

|          |   |             |
|----------|---|-------------|
| <b>D</b> | <b>demo-wasndr</b><br>Custom Provider           | Por defecto |
| <b>W</b> | <b>WhatsApp / DML WAsndr</b><br>Custom Provider |             |

Cancelar **Guardar**

After that, select WhatsApp / DML WAsndr to configure it as your provider.



telefonía

ias

les  
es y  
ncia



demo-wasndr  
Custom Provider

Por de



WhatsApp / DML WAsndr  
Custom Provider

After that, select the WhatsApp /  
DML WAsndr option to configure  
your messaging provider.



Cancelar

## pasos adicionales

Configurar los ajustes adicionales.

### Proveedor de telefonía

#### Proveedor actual

Seleccione su proveedor de telefonía

Visible solo para propietarios de agencias

Los proveedores de telefonía solo son visibles para los administradores y propietarios de la agencia



demo-wasndr  
Custom Provider

Por defecto



WhatsApp / DML WAsndr  
Custom Provider

















Guardar

Next up, click the Guardar button to save your phone provider configuration settings.























jorge@softwareconsulting.com

FREE Available



|             | Status  | Embed   | Settings  | Actions   |
|-------------|---|---|---|---|
| MyLeads.com |  Connected   |  |  |       |
|             |  Connected   |  |  |       |
|             |  Connected |   |   |   |
|             |  Connected |   |   |   |

After that, click the eye icon to view details for any active subaccount instance.



| Status  | Embed   | Settings  | Actions   |
|---|---|---|---|
|  Connected   |    |    |       |
|  Connected   |    |    |       |
|  Connected  |   |   |     |
|  Connected |  |  |   |

Next up, click the visibility icon to view the Subaccount Demo account details.

0 / 20 Available

 WHATSAPP CONNECTIONS

 USERS

## WhatsApp Connections

  Connect WhatsApp



Connected to CRM

Main

Device

Phone

Afterwards, click the plus icon to connect a new WhatsApp account to your system.



Assigned Users

Actions

No WhatsApp connections found. Add a connection to get started.



Connected to CRM

## Connections Usage

0 / 20 Available

### Connect New WhatsApp

Enter an alias name for this WhatsApp connection.

Connection Alias

Following that, enter an alias name for the WhatsApp connection in the text field.



Cancel

Add Connection

No WhatsApp connections found. Add a connection to get started.



Connected to CRM

### Connections Usage

0 / 20 Available

## Connect New WhatsApp

Enter an alias name for this WhatsApp connection.

Connection Alias

Name of your Device

Cancel

Add Connection

Then, click the Add Connection button to finalize creating your new WhatsApp connection.



Connected to CRM



### Connections Usage

1 / 20 Available

WHATSAPP CONNECTIONS


USERS

### WhatsApp Connections

+ Connect WhatsApp



Connected to CRM

| Main                                | Device              | Phone         | Alias               | Assigned Users    | Actions   |
|-------------------------------------|---------------------|---------------|---------------------|-------------------|---|
| <input checked="" type="checkbox"/> | Name of your Device | Not connected | Name of your Device | No users assigned |   |

Following this, click the QR code icon to generate device connection credentials.



Scan this QR code with your WhatsApp to connect your device.



Close

Next, click the Close button to exit the WhatsApp connection dialog.





Welcome  
Jorge Diaz

Sub Accounts

Manage

Message Builder

Analytics

Groups Campaign

Product

Feedback & Bugs

Knowledgebase

Changelog

Roadmap

Help

Billing Portal

### Account Information

#### Connections Usage

1 / 20 Available

WHATSAPP CONNECTIONS

USERS

### WhatsApp Connections

+ Connect WhatsApp



Connected to CRM

| Main                     | Device              | Phone         | Alias               | Assigned Users    | Actions |
|--------------------------|---------------------|---------------|---------------------|-------------------|---------|
| <input type="checkbox"/> | Name of your Device | Not connected | Name of your Device | No users assigned |         |

Then, click the QR code icon button to scan and connect your WhatsApp device.



*SOFTWARE*  
*COMO SERVICIO*

## Enjoyed the guided demo?

Learn more about our features and benefits on our website!

[Visit @Jorgediazapps](#)

 [Replay](#)